



US00D889834S

(12) **United States Design Patent**
Grecco

(10) **Patent No.:** **US D889,834 S**

(45) **Date of Patent:** **** Jul. 14, 2020**

(54) **STORAGE DEVICE FOR ELECTRONIC MEDIA**

D757,456 S * 5/2016 Sheppard D6/513
D808,902 S * 1/2018 Qiu D13/108
D810,458 S * 2/2018 Cartier D6/384

(Continued)

(71) Applicant: **Michael Grecco**, Santa Monica, CA (US)

Primary Examiner — Kevin K Rudzinski

Assistant Examiner — Amber J Rabie

(72) Inventor: **Michael Grecco**, Santa Monica, CA (US)

(74) *Attorney, Agent, or Firm* — John Laurence

(**) Term: **15 Years**

(57) **CLAIM**

I claim the ornamental design for a storage device for electronic media, as shown and described.

(21) Appl. No.: **29/679,719**

DESCRIPTION

(22) Filed: **Feb. 8, 2019**

FIG. 1 is a top perspective view;

(51) **LOC (12) Cl.** **09-04**

FIG. 2 is a bottom perspective view;

(52) **U.S. Cl.**

FIG. 3 is a front plan view;

USPC **D3/313**

FIG. 4 is a back plan view;

(58) **Field of Classification Search**

FIG. 5 is a top plan view;

USPC D3/306, 307, 312, 313, 314

FIG. 6 is a bottom plan view;

CPC A44B 18/0023

FIG. 7 is a left-side view;

See application file for complete search history.

FIG. 8 is a right-side view;

(56) **References Cited**

FIG. 9 is a top perspective view of an alternate embodiment of our new design;

U.S. PATENT DOCUMENTS

FIG. 10 is a front view of the alternate embodiment of FIG. 9;

809,741 A * 1/1906 Payne A47B 47/025

FIG. 11 is a rear view of the alternate embodiment of FIG. 9;

312/234.4

1,868,070 A * 7/1932 Newman F25C 1/24

FIG. 12 is a top plan view of the alternate embodiment of FIG. 9;

249/133

D216,604 S * 2/1970 Brindley D3/313

FIG. 13 is a bottom plan view of the inside of the alternate FIG. 9;

D218,161 S * 7/1970 Kadison D6/572

3,734,279 A * 5/1973 Fisher, Jr. B65D 71/70

FIG. 14 is a left-side view of the alternate embodiment of FIG. 9; and,

206/564

D238,536 S * 1/1976 Scherzer D6/705

FIG. 15 is a right-side view of the alternate embodiment of FIG. 9.

D338,792 S * 8/1993 Chap D30/120

D385,132 S * 10/1997 Sagol D6/675.1

D401,085 S * 11/1998 Grant D6/675.1

6,877,231 B2 * 4/2005 Rosenberg A47G 21/14

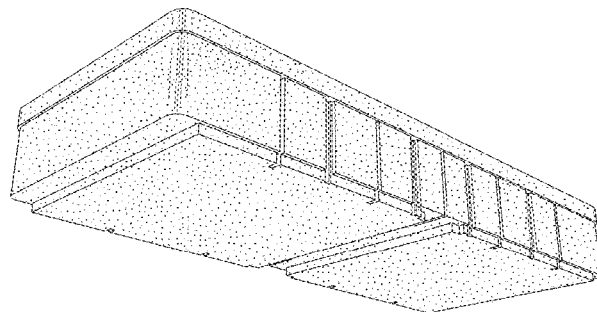
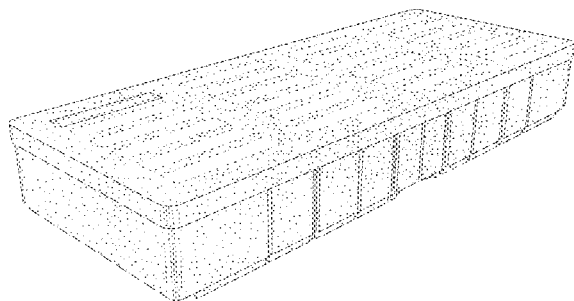
248/37.3

D629,232 S * 12/2010 Forcellina D6/675.1

D648,940 S * 11/2011 Britt D3/313

D719,253 S * 12/2014 Francescon D23/388

1 Claim, 11 Drawing Sheets



(56)

References Cited

U.S. PATENT DOCUMENTS

D811,088 S * 2/2018 Grecco D3/313
D852,017 S * 6/2019 Kao D8/71

* cited by examiner

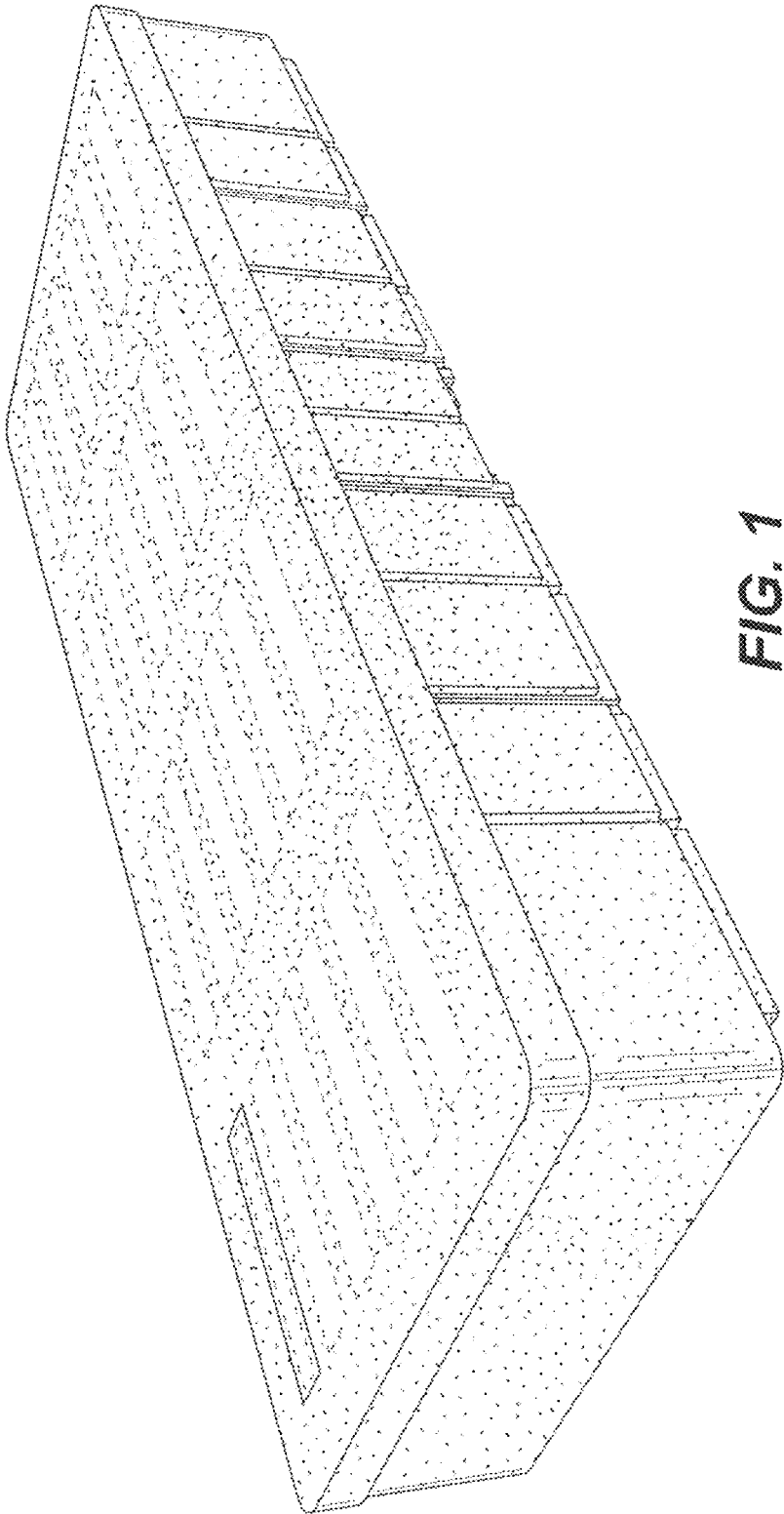


FIG. 1

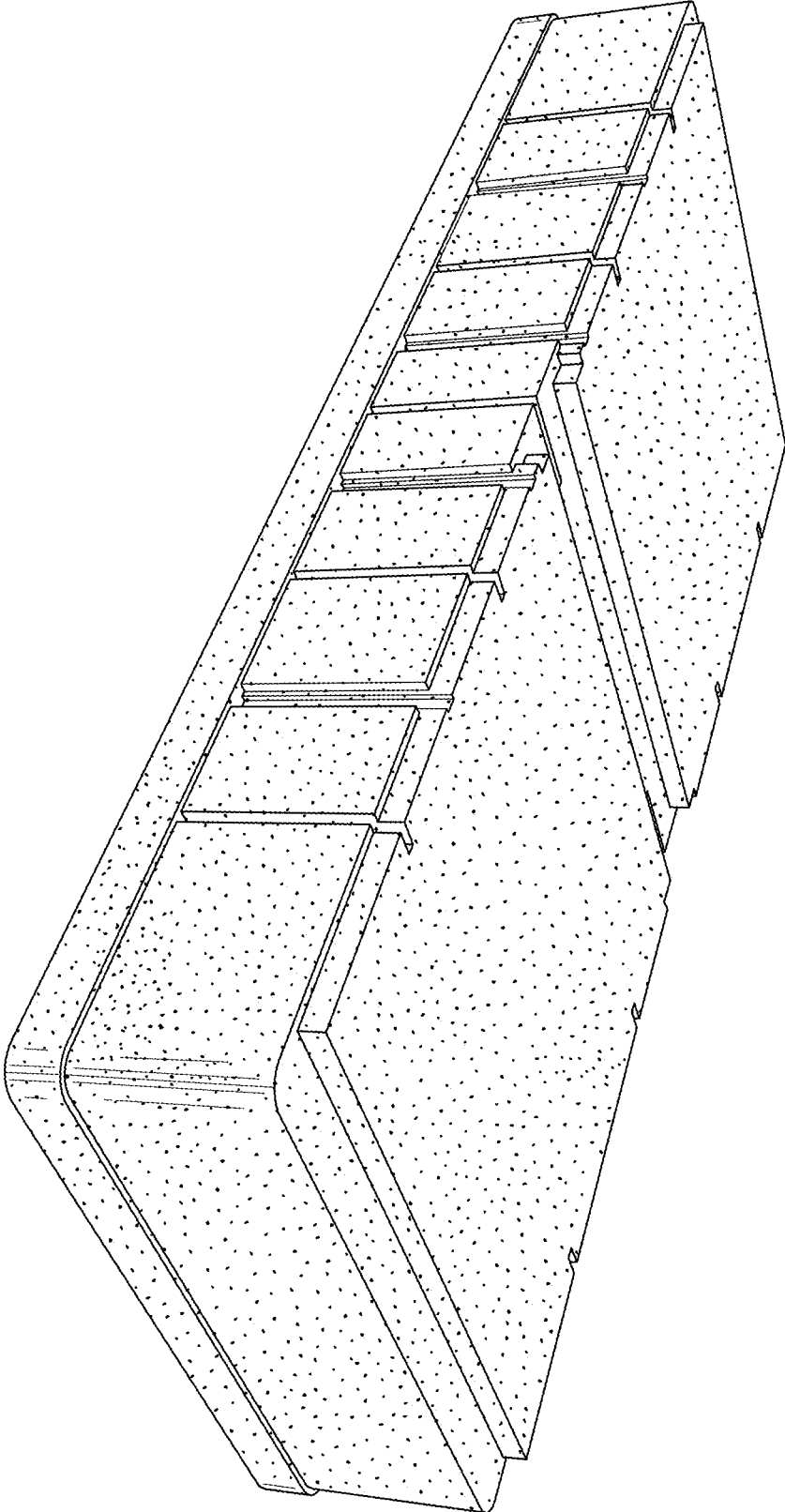


FIG. 2

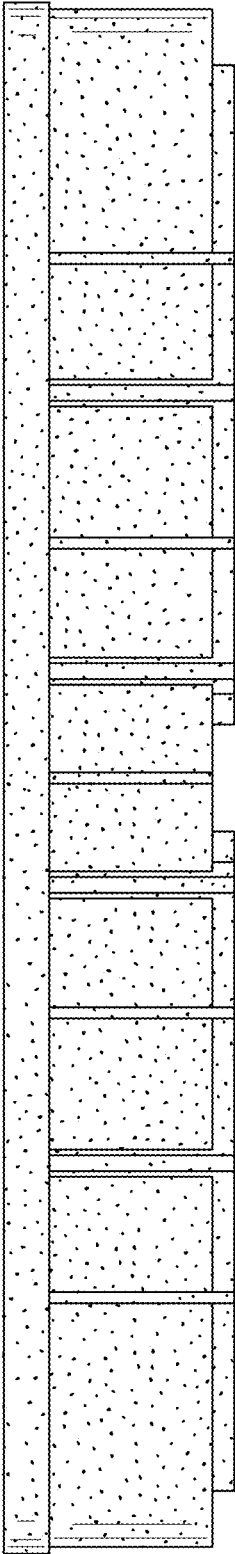


FIG. 3

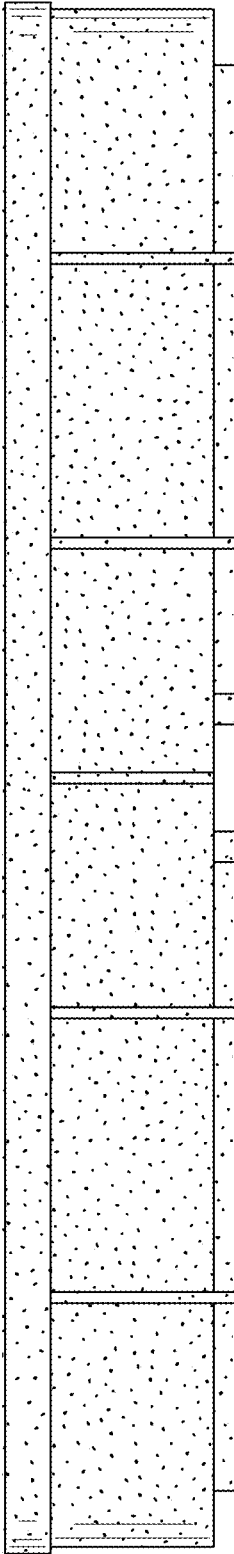


FIG. 4




FIG. 5




FIG. 6




FIG. 7

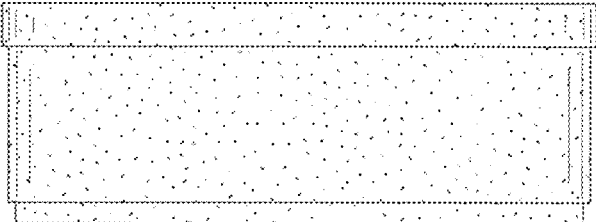


FIG. 8

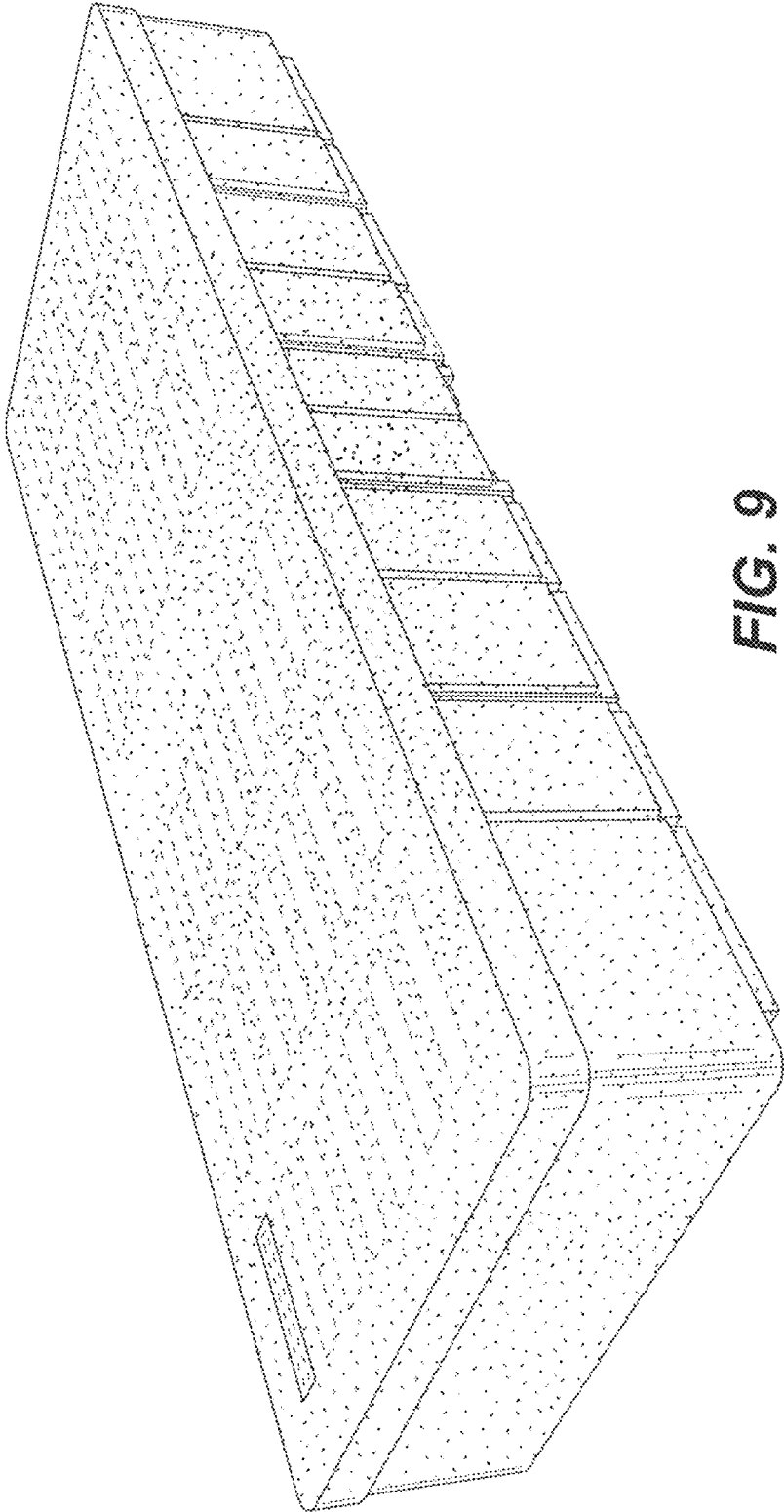


FIG. 9

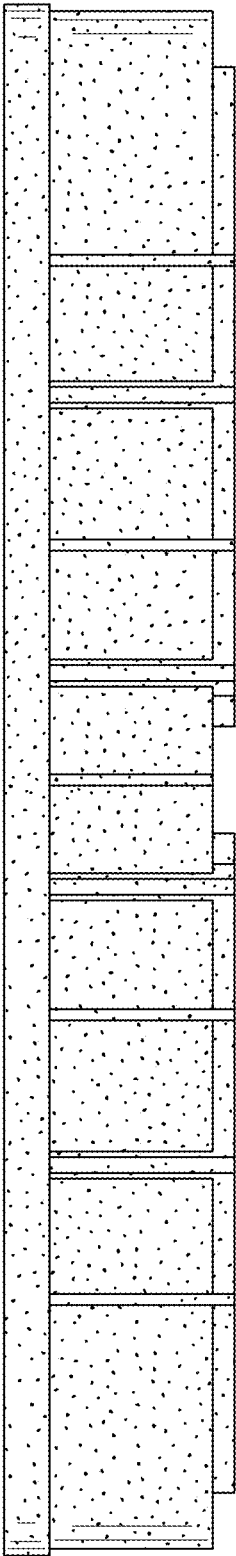


FIG. 10

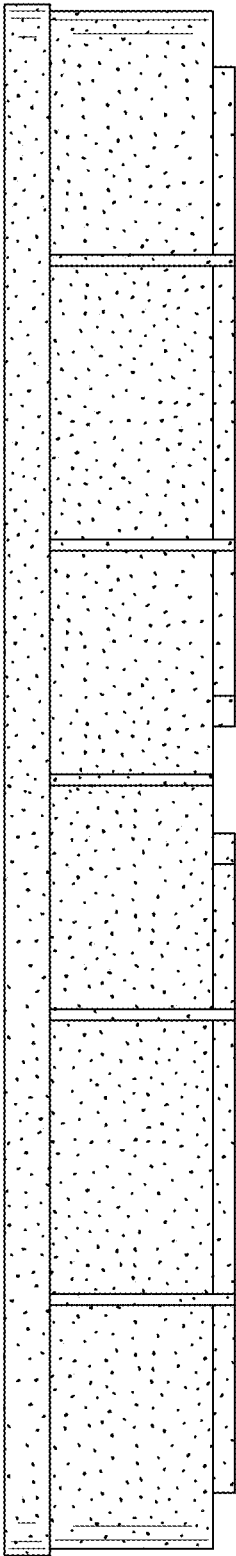


FIG. 11




FIG. 12

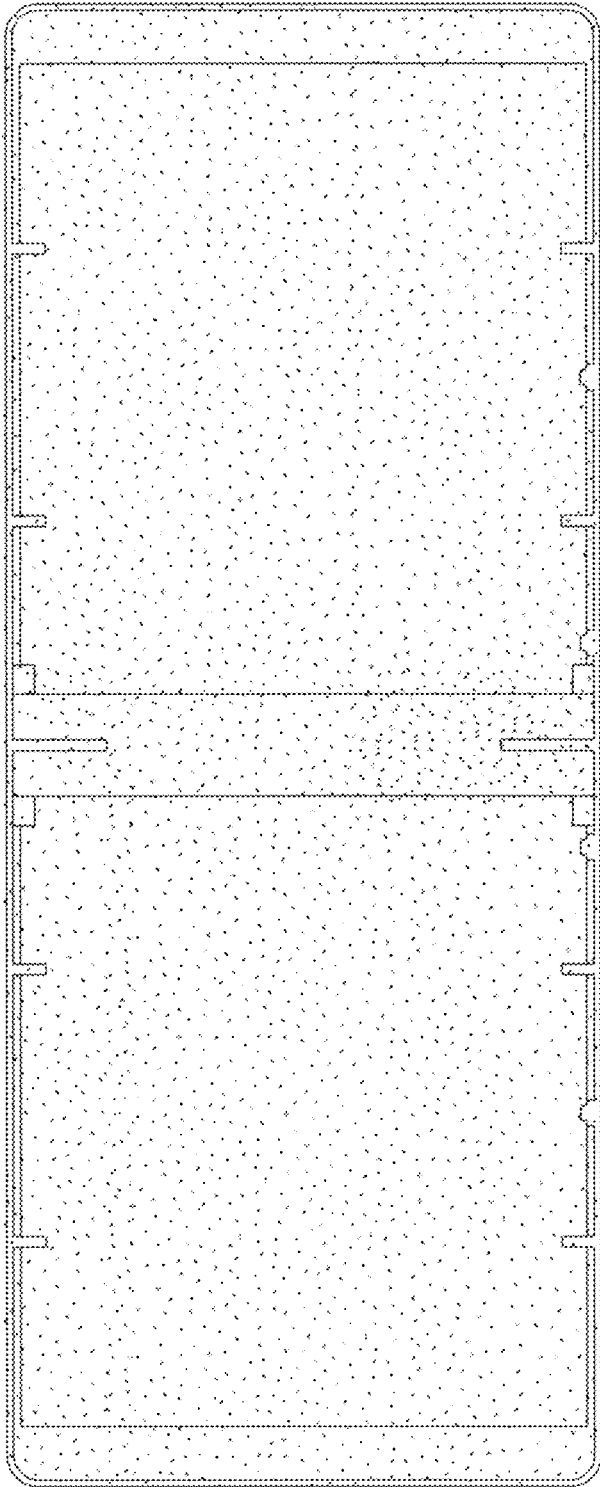


FIG. 13

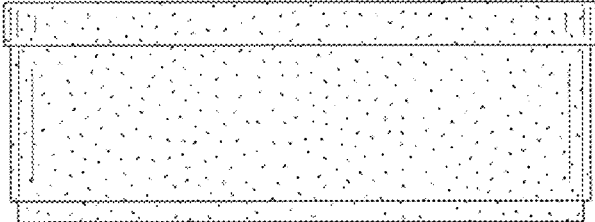


FIG. 14

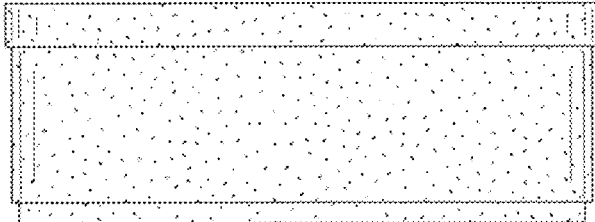


FIG. 15